

Login

To login, enter your username and password in the appropriate spaces.



Please enter your credentials.

Please use your network credentials (username and password) to login. For faculty and students these are the same as your TCOonline credentials. For staff, they are the credentials you use to login to your computer.

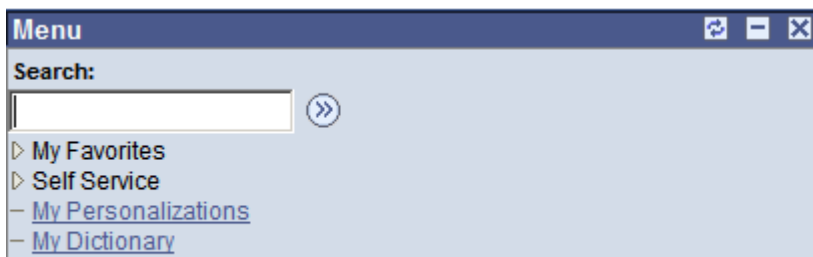
Note that passwords are case sensitive although usernames are not!

Username:

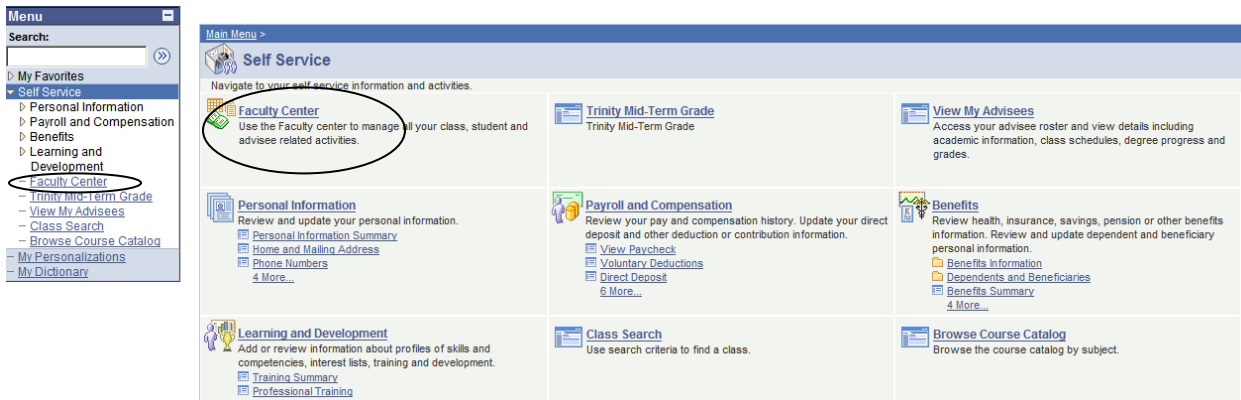
Password:

Forgot your password? Click [here!](#)

Click Login and you will go to the TCOonline home menu. (You may also access TCOonline through the Portal, which will skip this step and take you directly to the TCOonline home menu.)



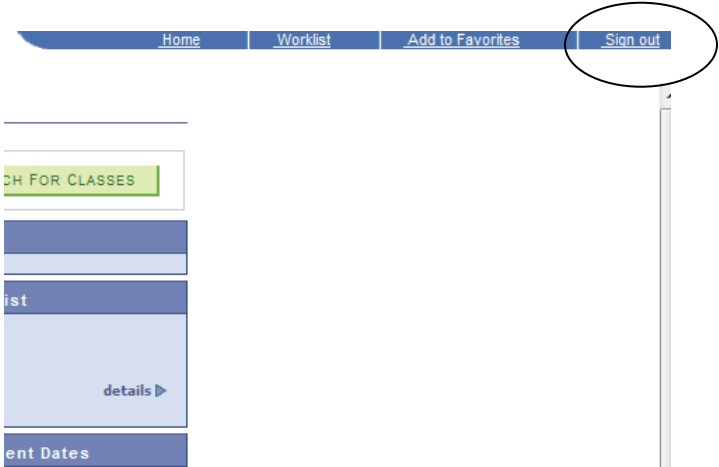
When you get to the TCOonline home menu, click on the **Self Service** link.



Your menu will appear in two different ways, a summarized menu on the left and a more detailed menu on the rest of the page. You can access pages using either version. This page includes links not only for your class information but for your Human Resources data and the links for class and catalog searches.

Sign Out

- 1.) On the **Faculty Center** page, go to the upper right hand corner of the **Faculty Center** page. You will see an icon that says **Sign Out**. Click on this icon.



- 2.) For extra security, close your internet explorer or lock your computer by doing “control, alt, delete” and selecting Lock Computer.